

To appear in The Astrophysical Journal

An Excess Due to Small Grains Around The Nearby K0V Star HD69830: Asteroid or Cometary Debris?

C. A. Beichman

*Michelson Science Center, California Institute of Technology, M/S 100-22, Pasadena, CA,
91125*

chas@pop.jpl.nasa.gov

G. Bryden, T. N. Gautier, K. R. Stapelfeldt, M. W. Werner

Jet Propulsion Laboratory, California Institute of Technology

K. Misselt, G. Rieke, J. Stansberry, D. Trilling

Steward Observatory, Univ. of Arizona

ABSTRACT

Spitzer photometry and spectroscopy of the star HD69830 reveal an excess of emission relative to the stellar photosphere between 8 and 35 μm dominated by strong features attributable to crystalline silicates with an emitting surface area more than 1,000 times that of our zodiacal cloud. The spectrum closely resembles that of the comet C/1995 O1 (Hale-Bopp). Since no excess is detected at 70 μm , the emitting material must be quite warm, be confined within a few AU of the star, and originate in grains with low long-wavelength emissivity, i.e. grains much smaller than $70 \mu\text{m}/2\pi \sim 10 \mu\text{m}$. The strong mineralogical features are evidence for even smaller, possibly sub-micron sized grains. This small grain size is in direct contrast to the 10-100 μm grains that dominate the relatively featureless spectra of our zodiacal dust cloud and most other main sequence stars with excesses. The upper limit at 70 μm also implies that any Kuiper Belt analog must either be very cold or be less massive than ~ 5 times our own Kuiper Belt.

With collisional and Poynting-Robertson drag times of about a thousand years for small grains, the emitting material must either: a) be created through continual grinding down of material in a dense asteroid belt; or b) originate in cometary debris arising from either a single “super-comet” or a very large number of individual comets arriving from a distant reservoir. Even in the case of

a greatly enhanced asteroid belt, we have difficulty reconciling the steady state grain production and loss rates with the instantaneous mass loss rate inferred from the observations; we therefore favor an explanation based on a recent asteroid collision ($< 10^3$ yr) within a massive asteroid belt. In the case of a cometary origin for the emission, the mass requirements for continuous generation by many individual comets are unreasonable and we favor the capture of a single “super comet” into a 0.5-1 AU orbit where it can evolve a large number of small grains over a 2 Myr period.

Subject headings: (stars:) circumstellar matter, debris disks, Kuiper Belt, comets, infrared, extra-solar planets

1. Introduction

The debris disk phenomenon, first discovered by the Infrared Astronomy Satellite (IRAS) (Aumann et al. 1984; Gillett 1986; Backman & Paresce 1993) is of great interest because of the clues these disks offer toward understanding the formation and evolution of planetary systems. Toward this end, aspects of debris disks have been studied with the Infrared Space Observatory (ISO) (Habing et al. 2001; Decin et al. 2003), optical imaging (e.g., Smith & Terile 1984; Heap et al. 2000), and in the submillimeter (Holland et al. 1998; Greaves et al. 1998; Dent et al. 2000).

Information on the nature of the dust grains in these disks is particularly important. Spectroscopic observations toward luminous Herbig Ae/Be stars such as HD100546 (Grady et al. 1997; Malfait et al. 1998; Meeus et al. 2001) and in young debris stars such as β Pictoris (Telesco and Knacke 1991) and 51 Oph (Fajardo-Acosta et al. 1993) revealed dust composed, at least in part, of small (sub-micron) grains of crystalline silicates such as forsterite and enstatite. The similarity of these spectral features to those seen in comet C/1995 O1 (Hale-Bopp) (Crovisier et al. 1996; Grün et al. 2001; Wooden et al. 2000) suggests that this circumstellar material may represent cometary debris. Yet these spectral features are not present in all or even most debris disks. More than a dozen classic debris disks (including Fomalhaut) examined by Spitzer (Jura et al. 2004; Stapelfeldt et al. 2004) show little or no spectral structure, suggesting that the grains in these systems are larger than $\sim 10 \mu\text{m}$. These grains may be similar to those in our own zodiacal cloud which are predominantly larger than 10-100 μm with only a small admixture of smaller silicate grains yielding a weak 10 μm emission feature (Kelsall et al. 1998; Fixsen & Dwek 2002; Reach et al. 2003).

In this paper we report the detection of a large excess due to hot grains orbiting the star

HD69830. These grains are dominated by a population of crystalline silicates with prominent features in the IRS spectrum.

2. Properties of HD69830

HD69830 (Gliese 302, BD-12 2449, HR 3259) is a bright ($V=5.95$ mag), nearby (12.6 pc), main sequence dwarf of solar metallicity, $[\text{Fe}/\text{H}]=0.015$ (Cayrel de Strobel et al. 2001). Its spectral type has been variously classified as between G8 (Skiff 2003) and K0 (Song et al. (2000) and other references in SIMBAD). We adopt a K0V spectral type throughout this paper which implies an effective temperature of 5150 K, a mass of $0.8 M_{\odot}$, and a total luminosity of $0.45 L_{\odot}$ (Cox 2000). Using isochrone fitting, Li absorption, Ca II H&K line activity, weak X-ray emission, and space motions, Song et al. (2000) suggested an age older than 0.6 Gyr and up to 2 Gyr with a preference for the older age. Examination of Ca II H&K activity indices leads Marcy and Fischer (private communication) and Wright et al. (2004) to prefer an age of 2-4.7 Gyr while IUE spectra suggest an age of 3 Gyr (Hufnagel & Smith 1994). We adopt 2 Gyr as the probable age for this star.

No planets have been detected orbiting HD69830 using the radial velocity technique with a limit on any planet with a mass, $M \sin(i) > 0.5 M_{Jup}$ located within a distance of 3 AU of the star (Marcy and Fischer, private communication). Although Mannings and Barlow (1998) noted the presence of a small “hot” excess based on IRAS observations at $25 \mu\text{m}$ (3.8σ , Table 1), IRAS did not detect the star at either 60 or $100 \mu\text{m}$. The star was not observed with ISO.

3. Spitzer Observations

3.1. Observations and Data Reduction

Spectra of HD69830 were obtained with *Spitzer* on 2004 April 18 (AOR 4016640). These measurements were part of a program that has observed 36 main-sequence stars to look for disks (Beichman et al. 2005; Bryden et al. 2005) using the Infrared Spectrograph (IRS) (Houck et al. 2004). Standard IRS Staring mode observations were made with the Short Low Order 1 (SL1; 7-14 μm), Long Low Order 2 (LL2; 14-20 μm), and Long Low Order 1 (LL1; 20-35 μm) modules. Each star was observed at two positions along the slit, called Nod₁ and Nod₂. Data were processed by the Spitzer Science Center (SSC) to produce calibrated images of the spectrometer focal plane. The SSC SPICE software was used to extract spectra from these images. Because of the need for careful subtraction of the stellar continuum to

detect a faint excess, additional steps were taken in producing the final spectra:

- To ensure proper sky subtraction, differences were formed between the two Nod positions to produce two sky-subtracted images ($\text{Diff}_1 = \text{Nod}_1 - \text{Nod}_2$ and $\text{Diff}_2 = \text{Nod}_2 - \text{Nod}_1$). SPICE was used to extract 1- D spectra from each difference image using default settings and calibration.
- The first few points at the beginning and end of the spectrum from each module were typically unreliable, as were a few bad pixels flagged in the SSC processing. These were rejected. This effect was particularly noticeable at the long wavelength end of SL1 ($\lambda > 14 \mu\text{m}$). Since the short wavelength end of LL2 overlaps SL1, there is no gap in the final spectrum.
- Longward of $14 \mu\text{m}$, photospheres of solar type stars are smooth and do not differ greatly from a Rayleigh-Jeans blackbody (Kurucz 1992; Castelli & Kurucz 2003). We used this fact to improve the pixel-to-pixel calibration in the extracted SSC/SPICE spectra. 35 of the 36 stars observed with IRS as part of this program showed no evidence for an excess at either 24 or $70 \mu\text{m}$ with MIPS, but did show consistent pixel-to-pixel deviations from a smooth photospheric model. From these stars we formed ratios of the extracted IRS spectra to the Kurucz model appropriate for the effective temperature and metallicity of each star. From the average of these ratios at each wavelength, we created a “super-flat” response curve for the SL1, LL2 and LL1 modules. Because of possible variability in the flat response in the SL1 module, we used only the 8 other stars observed during the same instrument campaign (April 2004) as HD69830 to generate the super-flat for this module. For the LL modules we used data from all 35 stars. HD69830 was excluded from the creation of the super-flats.

The corrections derived from the comparison of extracted spectra and the photospheric models for the 3 modules are small:

- Shortward of $14 \mu\text{m}$, the SL1 super-flat typically has values in the range 0.97-1.03, or, equivalently, deviations from unity response of $\sim 3\%$; a few pixels have values deviating from unity by 10%. The values at each pixel of the SL1 super-flat have a dispersion around the pixel response (averaged over all 8 stars) of $\sigma_{pop} \sim 2\%$ and $\sigma_{mean} \sim 0.4\%$. In the LL1 and LL2 modules, the typical super-flat values are in the range 0.98-1.02 with dispersions (averaged over all 35 stars) of $\sigma_{pop} \sim 1 - 2\%$ and $\sigma_{mean} \sim 0.2 - 0.3\%$. We divided the extracted spectra by the appropriate “super-flat” to remove any residual calibration variations. The dispersion in the super-flat (σ_{pop}) is an indication of the

limiting systematic noise in removing the photospheric contribution to the signal from these stars.

- It was necessary to adjust the absolute flux scale of all of the IRS/SSC spectra by a factor of 1.20 ± 0.01 to fit the photospheric models obtained by fits to shorter wavelength (0.4-2.2 μm) data. With this adjustment the SL1 data are consistent with the IRAS 12 μm data and the LL2 data are consistent with the IRAS/MIPS data at 24 μm . The origin of this absolute calibration factor, e.g. pointing errors or an imperfect aperture correction, is being pursued but is not relevant to the present investigation.

3.2. Results

The overall Spectral Energy Distribution (SED) of HD 69830 including photometry (Table 1) and the IRS spectra is shown in Figure 1. A prominent excess is obvious in all three IRS modules reaching 60% over the photospheric continuum at 35 μm . A number of broad spectral features, discussed below, are prominent in the data. Figure 2 compares the fractional deviation from a smooth photosphere for HD69830 with the spectra of two stars, HD173667 (AOR 4024320) and HD142373 (AOR 4023040), that show no excesses at either IRAS or MIPS wavelengths. As is clear from this figure, the size and spectral content of HD69830's excess are large compared to the uncertainties and will not be qualitatively altered by further refinements in the spectral extraction. Figure 2 can also be taken as a limit to the deviations which might be found toward any star, approximately 2-3%.

Included in Figure 1 and presented in Table 1 is MIPS photometry (AOR 4041728) as well as color-corrected IRAS data from the Faint Source Catalog (Moshir et al. 1990). The MIPS data were reduced using the MIPS/GTO DAT software (Gordon et al. 2004) and show a prominent (50%) excess at 24 μm , confirming the excess hinted at in the IRAS data at 25 μm (Mannings & Barlow 1998). There is no evidence for extended emission in the 24 μm image. The consistency of the IRAS and Spitzer/MIPS data at 24 and 25 μm suggests that there has been no strong variation on the 20 year timescale.

As discussed elsewhere, HD69830 is the only star out of a sample of 84 showing a significant 24 μm excess (Beichman et al. 2005; Bryden et al. 2005). The uniqueness of HD69830 in this sample, 1 of 84 or 1.2%, confirms the rarity of hot excesses around mature FGK stars first observed by IRAS (Fajardo-Acosta, Beichman & Cutri 2000) and ISO (Laureijs et al. 2002). But HD69830 is even more exceptional in that its 24 μm excess *is not* accompanied by a longer wavelength excess as is normally the case for debris disk sources (Mannings & Barlow 1998; Backman 1998). The measured value of the HD69830

excess at 70 μm is 1 ± 3 mJy compared to the predicted photospheric level of 18 mJy, or $F_{\text{excess}}/F_{\text{star}} < 50\%$ (3 times the 1σ statistical uncertainty combined in quadrature with a 20% overall calibration uncertainty) at 70 μm . The lack of a 70 μm excess is evidence for the presence of small grains with low, far-infrared emissivity.

The upper panel of Figure 3 shows the IRS data with the photospheric component subtracted to reveal the details of excess. Uncertainties at each wavelength were derived using the largest of two terms: a) the quoted errors in the individual SPICE extractions; and b) the difference between the corrected spectra obtained at the two different nod positions. To give the total uncertainty, the preceding value is combined in quadrature with a systematic term equal to 1% of the photospheric emission to account for errors in the subtraction of the photosphere. The first two terms reflect statistical uncertainties in the spectrum and become worse at the longest wavelengths where the signal to noise is poorest. The third term, being proportional to the stellar brightness, decreases in importance at longer wavelengths.

4. The Excess Toward HD69830

The lower panel of Figure 3 shows a spectrum obtained by the Infrared Space Observatory (ISO) of the comet Hale-Bopp (Crovisier et al. 1996) and scaled as described in §4.2 to match the overall slope of the Spitzer data. The detailed similarity between the two spectra is remarkable and will be used as a guide to the identification of features in the spectrum of HD69830.

4.1. Features in the Spectrum of the excess

Table 2 identifies some of the features in the excess. Most prominent are broad features at 9.4-12 μm , 16 μm , 19.3 μm and 23.8 μm . Other features of moderate strength include a plateau at 10 μm , a plateau at 27 μm , and a weak feature of low signal-to-noise ratio around 33-34 μm . As noted in Table 2 and Figure 3, small Mg-rich crystalline silicate grains¹, e.g. enstatite and forsterite, have spectral features that match those in the spectrum remarkably well (Jäger et al. 1998; Koike, Shibai, & Tsuchiyama 1993). These are seen in the ISO and ground based spectra of Hale-Bopp (Crovisier et al. 1996; Crovisier et al. 1997;

¹As discussed in Wooden et al. (1999 and 2000) olivines are minerals with $[\text{Mg}_y\text{Fe}_{1-y}]_2\text{SiO}_4$ and $0 \leq y \leq 1$; forsterite is an Mg-pure olivine with $y=0$. Pyroxenes are minerals with $[\text{Mg}_x\text{Fe}_{1-x}]\text{SiO}_3$ and $0 \leq x \leq 1$; enstatite is a Mg-pure pyroxene with $x=0$.

Wooden et al. 1999; Wooden et al. 2000). While not dominant in the spectrum of the zodiacal cloud, these crystalline silicates are found in interplanetary dust particles as well as in meteorite inclusions (Yoneda et al. 1993; Bradley 2003).

A detailed examination of the spectrum reveals that forsterite matches the 9-11 μm feature, while enstatite more closely matches the ratio of the 19 μm and 23.8 μm features (Henning 1998). Features due to crystalline olivines are far more prominent than those due to pyroxenes, although an inflection point around 27 μm might be due to crystalline pyroxene. The 9.3 μm feature characteristic of small, amorphous silicate grains that is prominent in Hale-Bopp and seen weakly in our own zodiacal cloud (Reach et al. 2003) is not seen at all in HD69830. Since the emission between the features does not drop to zero, there must be some source of continuum opacity, possibly larger grains, in both HD69830 and Hale-Bopp. In summary, we attribute the excess toward HD69830 to a mixture of grains similar to those seen in Hale-Bopp and very different from those responsible for the relatively featureless spectra of typical debris disks.

4.2. Model for the Excess Emission

The simplest model for the emission (Figure 3) scales the ISO spectrum of Hale-Bopp by the ratio of two blackbodies:

$$F_\nu(\text{HD69830}) \propto F_\nu(\text{Hale Bopp}) \times B_\nu(400\text{K})/B_\nu(T(\text{Hale Bopp})) \quad (1)$$

where $B_\nu(T)$ is the Planck function and $T(\text{Hale-Bopp})=207\text{ K}$ is the equilibrium temperature of a small crystalline silicate grain 2.9 AU from the Sun. The value of 400 K is fitted by eye to provide a reasonable fit to the HD69830 excess and corresponds to an equilibrium distance of ~ 0.5 AU for small grains. Although the single temperature scaling gives a remarkably good representation of the data, we next develop a more realistic model that constrains the location, size, and composition of the emitting material.

The presence of pronounced spectral features on top of a weak continuum suggests optically thin emission dominated by dust grains comparable to or smaller than the wavelength: $a \leq \lambda_c/2\pi \sim 1\ \mu\text{m}$ where $\lambda_c \sim 8\ \mu\text{m}$ is the shortest wavelength showing spectral features. The close analogy to Hale-Bopp requires the existence of grains as small as 0.25 μm (Wooden et al. 1999; Wooden et al. 2000). While fluffy, low density grains with a size around 1 μm have been suggested to fit the spectrum of Hale-Bopp (Li & Greenberg 1998), for this preliminary analysis we adopt the following empirical model:

- Synthesize empirical absorption cross sections, Q_{abs} , derived from the scaled Hale-Bopp observations (Wooden et al. 1999; Wooden et al. 2000), $Q_{abs} \propto F_{\nu}/B_{\nu}(T_{HB})$, with $T_{HB} = 207$ K and scaled to match laboratory measurements of crystalline olivine at $11.3 \mu\text{m}$ (Mukai & Koike 1990).
- Subtract optical constants for $0.25 \mu\text{m}$ amorphous silicate grains (Draine & Lee 1984; Weingartner & Draine 2001) from the optical constants derived from Hale-Bopp since the $9.3 \mu\text{m}$ feature produced by this type of grain is not seen in HD69830. Examination of Hale-Bopp emission models, e.g. Figure 6 in Wooden et al. (1999) suggests that amorphous grains are at least a factor of five less abundant in HD69830 than in Hale-Bopp.
- Synthesize empirical absorption cross sections at $70 \mu\text{m}$ as described above using the $70 \mu\text{m}$ data for Hale-Bopp from Grün et al. (2001). The assumption that all the emission comes from grains following the same equilibrium temperature law is naive but gives a self-consistent estimate of the $70 \mu\text{m}$ emission.
- Assuming a flat disk geometry for convenience, calculate the temperature gradient through radiative equilibrium of $0.25 \mu\text{m}$ grains orbiting a K0 star and integrate the surface brightness profile, $I_{\nu}(r) = \tau(r)B_{\nu}(T(r))$ over a region extending from the grain sublimation distance (at which $T \sim 1500$ K and corresponding to $r \sim 0.06$ AU) out to an outer radius r_{max} .
- Let the radial dependence of the optical depth follow a power law distribution, $\tau(r) \propto r^{\alpha}$. For comparison, $\alpha = -0.4$ in our solar system.

A χ^2 search was made through a broad range of values for the free parameters in the model: the surface area of the small grains derived from the Hale-Bopp spectrum, the power law index of the surface density profile, and r_{max} . The parameters of the best fit model are given in Table 3. As shown in Figure 4, the model reproduces many, but not all, of the details in the IRS spectrum. Some of problems include a shoulder at $10 \mu\text{m}$ that cannot be fit without throwing off the fit at $11 \mu\text{m}$; an excess between $13\text{-}15 \mu\text{m}$ not seen in Hale-Bopp (the feature does not correspond to known Mg- or Mg/Fe-rich silicates, but resembles unidentified features in the spectrum of R Cas (Jäger et al. 1998)); subtle variations around $19 \mu\text{m}$ and $24 \mu\text{m}$ where 4 or 5 separate bands of forsterite and enstatite make up a broad feature sensitive to small composition and/or temperature differences (Bowey et al. 2001). Despite these small but significant differences in detail, the Hale-Bopp based model provides an excellent analogue for the HD69830 debris disk.

In the final fit (Table 3 and Figure 4) we constrained the power law index of the radial surface density power law to have a value of -0.4 since varying this parameter away from -0.4 did not significantly improve the overall results. Models with steeper power law indices and $r_{max} \geq 5$ AU were consistent with the limit to the $70 \mu\text{m}$ excess, but had poor fits in the $7 - 35 \mu\text{m}$ region with $\chi^2 \geq 10$. Models with $\alpha = -0.4$ and $r_{max} > 1$ AU also had poor χ^2 values and were inconsistent with the $70 \mu\text{m}$ limit. Although grain size was not an explicit free parameter in the model because we adopted opacities directly from the Hale-Bopp spectrum, we found that grains larger than about $5 \mu\text{m}$ were inconsistent with the limits on the $70 \mu\text{m}$ excess for any reasonable combination of model parameters.

The fractional luminosity in the excess, integrated between 7 and $35 \mu\text{m}$ is $L_{dust}/L_* = 2 \times 10^{-4}$, making this system a factor of two brighter than Fomalhaut (α PsA; Backman and Paresce 1993; Stapelfeldt et al. 2004) in terms of fractional dust luminosity and more than 1,000 times brighter than our own zodiacal cloud. The surface area of emitting material in the HD69830 cloud is 1.3×10^3 times that of our own zodiacal cloud, $\sim 2 \times 10^{20} \text{ cm}^2$ within 3 AU (Backman 1998).

If the emitting grains all have radius $a = 0.25 \mu\text{m}$ with density $\rho = 3 \text{ g cm}^{-3}$ then the mass of the emitting material (Table 3) would be $\frac{4}{3}\Sigma\rho a = 2.7 \times 10^{19} \text{ g}$ or $4.6 \times 10^{-9} M_{\oplus}$ where $\Sigma = N_{tot}\pi a^2$ is the emitting surface area of N_{tot} grains. However, since HD69830 is probably surrounded by a broad distribution of grain sizes, the total mass could be much larger. For a grain size distribution $n(a) = n_0(a/a_0)^{-3.5}$, corresponding to predictions for a collisional cascade (Dohnanyi 1969), the ratio of total mass, M , to surface area, Σ , is $(M/\Sigma) \sim \frac{4}{3}\rho\sqrt{a_{min}a_{max}}$ where a_{min} is the minimum grain size and a_{max} is the maximum grain size. For $a_{min} = 0.25 \mu\text{m}$ and $a_{max} = 10 \text{ km}$, the total mass of material associated with the disk emission (Table 3) is $5.4 \times 10^{24} \text{ g}$ or $0.9 \times 10^{-3} M_{\oplus}$; given the strong dependence on the unknown grain size distribution, this extrapolation is obviously very uncertain. This number should be compared to the cumulative mass of asteroids up to 10 km in our solar system, $0.014 \times 10^{-3} M_{\oplus}$ (Bidstrup et al. 2004; Krasinsky et al. 2002), indicating a factor of 64 times more mass in a putative ‘‘asteroid’’ belt around HD 69830 than in our own asteroid belt. We analyze this estimate in the context of grain production and loss mechanisms in §4.4.

4.3. Limits on a Kuiper Belt

One of the most striking aspects of HD69830 is the lack of a long-wavelength excess to accompany the $8\text{-}35 \mu\text{m}$ excess. Treating the upper limit at $70 \mu\text{m}$ just like the upper limits toward other main sequence stars observed by MIPS (Beichman et al. 2005;

Bryden et al. 2005) yields an estimate for the amount of cold dust. The peak of the cold dust emission comes at $70 \mu\text{m}$ for material at a temperature of 50 K located at ~ 50 AU from the star (for small grains; perhaps a factor of 2 closer in for larger grains). In this case, $L_{dust}/L_* < 10^{-5}$ ($5600 \text{ K}/T_*$)³ (F_{dust}/F_*) $\sim 5 \times 10^{-6}$ (3σ). This is only 5 times larger than the upper end of the range of values, 10^{-6} to 10^{-7} , predicted for the Kuiper Belt region beyond 30 AU in our solar system (Stern 1996) and less than the IRAS constraint, $< 10^{-5}$ (Aumann & Good 1990). The HD69830 limit on cold material is uncertain as it is based on only a single wavelength; observations in the submillimeter would further constrain the potential reservoir of distant cold material (Greaves et al. 2004).

4.4. Origin of the Emitting Grains

Nothing in the properties of HD69830 suggests that this star is anything other than a mature, main sequence dwarf. Thus, there is no reason to attribute its excess to dust associated with the weak mass loss often seen toward M and K giants (Beichman et al. 1985). Spectral features in the excess emission around such stars have been identified with small crystalline grains condensing in the quiescent, outflowing gas (Henning 1998; Dijkstra et al. 2003), but since HD69830 is a quintessential dwarf star, we do not consider this possibility further. In the absence of any purely stellar phenomenon, we attribute the excess to orbiting dust derived from the solid material left over from the formation of the star itself, i.e. a debris disk. We now investigate the source of this dust in more detail.

4.4.1. Timescales

The rarity of main sequence stars with hot excesses and without an associated colder debris cloud ($\leq 1\%$) suggests that the conditions for this excess are found around fewer than 1 star in 100 or that it is a transitory (or low duty cycle) event lasting no more than 1% of the 2 Gyr lifetime of HD69830.

What are the natural timescales of the debris clouds in HD69830, and, for comparison, in our solar system? A debris cloud continually loses material due to collisional grinding down of grains to a size small enough that radiation pressure and/or Poynting Robertson (PR) drag ultimately remove them from the system. The relevant timescales (Burns et al. 1979; Backman & Paresce 1993) are

$$\tau_{coll} = \frac{t_{orbit}}{8\Sigma_{frac}} = \frac{r_{AU}^{1.5}}{8\Sigma_{frac}M_*^{0.5}} \text{ yr} \quad (2)$$

where Σ_{frac} is the *fractional* surface area of the dust (Backman & Paresce 1993) and the PR drag time (Backman & Paresce 1993)

$$\tau_{PR} = 700 a_{grain} \rho r_{AU}^2 \frac{L_{\odot}}{L_*} \text{ yr} \quad (3)$$

where ρ (g cm^{-3}) is the particle density and the grain size is in μm .

Table 4 compares relevant parameters for our solar system’s zodiacal cloud and that of HD69830. In our solar system the critical (shortest) timescale is the PR time, $\tau_{PR} = 2 - 6 \times 10^5$ yr for 10-30 μm grains (Fixsen & Dwek 2002; Reach et al. 2003). In HD69830 the collisional timescale is 1900 yr and the PR timescale about 1100 yr for 0.25 μm grains at 1 AU. Small grains must be replenished on this time scale or the emission associated them will disappear.

4.4.2. An Enhanced Zodiacal Dust Cloud

The probable source for the small grains seen toward HD69830 is a debris cloud located within 1 AU of the star that is replenished on timescales of 10^3 yr. For comparison, our zodiacal cloud consists of relatively large grains (10-100 μm) extending to 3 AU and is apparently replenished through asteroid collisions every few million years (Fixsen & Dwek 2002; Dermott et al. 2002; Dermott et al. 2002).

The mass in 0.25 μm dust grains orbiting HD 69830 (§4.2), $4.6 \times 10^{-9} M_{\oplus}$, is destroyed in $\tau_{coll} \sim \tau_{PR} \sim 1 - 2 \times 10^3$ yr for a mass loss rate of $2 - 5 \times 10^{-12} M_{\oplus} \text{ yr}^{-1}$. This loss mechanism represents the end point for the small grain debris generated by the collisional cascade of larger bodies into smaller ones. If this mechanism operates continuously over 2 Gyr, then the total mass of solid material lost to the system over 2 Gyr would be $5 - 10 \times 10^{-3} M_{\oplus}$. Note that the estimate of solid material lost over time is considerably greater than the present day mass estimate, $0.9 \times 10^{-3} M_{\oplus}$ inferred from integrating an $a^{-3.5}$ distribution up to 10 km bodies (§4.2). Either we are seeing the decaying remnant of a more massive disk or the mass loss is episodic and the average mass loss rate is not as great as present day observations would suggest.

Another way to estimate the amount of material present is to examine the dust production rate. Following Sheret et al. (2004; see their Figure 3) we note that radiation blowout does not operate efficiently for low luminosity stars like HD69830 and ϵ Eri, particularly for non-idealized grains that are either porous or non-spherical (Li & Greenberg 1998). If radiation blowout is not effective, then PR drag is the dominant loss for dust in HD69830 and the number of emitting grains in the disk, n_{gr} , is simply proportional to the square of

the number of large bodies (comets or asteroids), N_c , that initiate the collisional cascade leading to these small grains: $n_{gr} \propto N_c^2$ (Dominik & Decin 2004).

Presently, our zodiacal cloud has a fractional surface density around 10^{-7} , but immediately after a major collision, the cloud would have a larger population of small grains given by the $n(a) \propto a^{-3.5}$ law appropriate to a collisional cascade (Dohnanyi 1969). The surface area of emitting material and the resultant optical depth of such a cloud is $\propto \int a^2 a^{-3.5} da \propto a^{-0.5}$. Extending the small grain cutoff from its present $10 \mu\text{m}$ to $0.25 \mu\text{m}$ would temporally increase the optical depth by a factor of ~ 6 . If we compare the cloud around HD69830 with our solar system (enhanced to include short-lived $0.25 \mu\text{m}$ grains for this calculation), we need $\Sigma_{frac}(\text{HD69830}) / \Sigma_{frac}(\text{Solar System}) = 2.0 \times 10^{-4} / 6 \times 10^{-7} = 340$ times more small grains orbiting HD69830 than our zodiacal cloud would have immediately after a major collision.

Since, as argued above, $\Sigma_{frac} \propto N_c^2$ (Dominik & Decin 2004), the number of large bodies required to replenish the dust would be $N_c \propto \sqrt{340} = 18$ more than in our solar system. By this reasoning the total mass of a putative asteroid belt would be $0.3 \times 10^{-3} M_{\oplus}$ which compares favorably with the value of $0.9 \times 10^{-3} M_{\oplus}$ derived from integrating an $a^{-3.5}$ size distribution up to 10 km. Both values are considerably smaller than the $5 - 10 \times 10^{-3} M_{\oplus}$ estimated by integrating the instantaneous mass loss rate over the maximum 10^7 yr lifetime of the excess. This inconsistency suggests that we are seeing a transient peak in surface area, possibly from a very recent collision ($< \tau_{PR} \sim 10^3$) yr. However, even if we are seeing a transient brightening of the disk, HD 69830 must have an asteroid system with much higher density located much closer to the star than in our solar system. Pursuing the analogy with our solar system suggests that an as-yet-unseen planet located outside r_{max} could truncate the disk and confine most of the dust to radii interior to the planet's orbit (Menou & Tabachnik 2003). Such a planet could also enhance the lifetime of dust by trapping it into mean motion resonances (Kuchner & Holman 2003).

Rieke et al. (2004) attributed the hot infrared excesses seen toward A stars spanning a range of ages from 1 to 100 Myr to collisions between large (1,000 km) planetesimals (Kenyon & Bromley 2004a). But since HD69830 is 1 to 3 orders of magnitude older than these A stars, large numbers of planetesimals are unlikely to be found around a star well beyond its planet-forming age. Although debris from such collisions can give rise to large excesses at $10\text{-}20 \mu\text{m}$ that last for a few million years, this scenario seems less likely than collisions between smaller, more abundant bodies in an enhanced asteroid belt.

4.4.3. A Swarm of Comets as a Source of Small Grains

An alternative to emission from small grains in an enhanced asteroid belt is emission from cometary ejecta. Levison et al. (2001) discuss possible mechanisms for stirring up the Kuiper Belt including scattering of material into the inner solar system by the late formation of distant planets or the destabilization of Kuiper Belt objects due to sudden changes in the orbital parameters of one or more giant planets. Alternatively, some perturbing event might send a single large object located far from the star, i.e. a 1,000 km sized object like Sedna (Brown et al. 2003), into the inner HD69830 system where it becomes a “super-comet”. We examine these two possibilities for HD69830 below.

What would it take to reproduce the emission from HD69830 using cometary debris? Consider the $F_\nu(11.3 \mu\text{m}) = 7300 \text{ Jy}$ flux density of Hale-Bopp measured in a $9.3''$ beam when Hale-Bopp was located at $r_h = 1.1 \text{ AU}$ from the Sun and $\Delta_{HB} = 1.6 \text{ AU}$ from the Earth (Williams et al. 1997). If we scale this to Hale-Bopp’s perihelion values of $r_h = 0.9 \text{ AU}$ and $\Delta_{HB} = 1.5 \text{ AU}$ according to $r_h^{-4}\Delta^{-1}$ (Gehrz & Ney 1992; Wooden et al. 1999) and to a radius of $20''$ (Hayward, Hanner, & Sekanina 2000), then the total $11.3 \mu\text{m}$ emission of this object would be $\sim 6 \times 10^4 \text{ Jy}$. Placed at the $\Delta(\text{HD69830}) = 12.6 \text{ pc}$ distance of HD69830, it would take

$$N_{HB} = \frac{F_\nu(\text{HD69830})}{F_\nu(\text{HB})} \left(\frac{\Delta(\text{HD69830})}{\Delta(\text{HB})} \right)^2 \sim 6 \times 10^6 \quad (4)$$

comets identical to Hale-Bopp as it appeared at 0.9 AU to reproduce the 0.013 Jy flux density measured by Spitzer at $11.3 \mu\text{m}$. Reducing the periastron distance to 0.5 AU consistent with the $\sim 400 \text{ K}$ temperature determined in the modeling would increase the brightness of the cometary material and thus decrease their required number to $\sim 5 \times 10^5$ Hale-Bopps.

Consider a steady stream of comets on $Period = 10^3 \text{ yr}$ orbits arriving at the inner HD69830 system at a rate of η comets yr^{-1} . If each comet is bright while it is within 3 AU for a time $t_{3AU} \sim 1 \text{ yr}$ and makes $N_{Pass} \sim 100$ active passes through the inner HD69830 system (Grün et al. 2001; Wooden et al. 2000), then in steady state $N_{HB} = \eta t_{3AU}$ comets contribute to the observed excess at any one time; $N_{active} = \eta Period$ contribute to the excess whenever they come close to the star; and $N_{total} = \eta Lifetime / N_{Pass}$ comets contribute to the excess during the putative 10^7 yr lifetime of the excess. If, as argued above, we need 5×10^5 Hale-Bopps at any instant, then $\eta = 5 \times 10^5 \text{ comets yr}^{-1}$. With these numbers, $N_{active} = 5 \times 10^8$ and $N_{total} = 5 \times 10^{10}$ over the duration of this excess. With a total mass for Hale-Bopp of $\sim 1 \times 10^{20} \text{ g}$, assuming a density of 1.5 g cm^{-3} for a mixture of grain and ice and a radius of $\sim 25 \text{ km}$ (Weaver & Lamy 1997), then the total mass in comets entering the inner HD69830 system during this 10^7 yr period would be $\sim 900 M_\oplus$, unreasonably large for

any residual Kuiper Belt. A smaller comet size or shorter outburst lifetime would lower the total number of comets and make the total mass more reasonable. While the uncertainty in this simple model is large, the total mass of comets required to maintain the hot material argues against the cometary hypothesis unless the lifetime of the outburst is much shorter than 10^7 yr.

4.4.4. A “Super-Comet” as a Source of Small Grains

An alternative to a swarm of comets is a single giant comet scattered into the inner HD69830 system, perhaps an object like Sedna with a radius of 1,000 km and composed of ice and rock. Such an object would have a surface area $(1000/25)^2 = 1600$ times that of Hale-Bopp and in an low eccentricity, 0.5 AU orbit would evolve gas and small dust grains at a rate $dM(t)/dt=1600$ times greater than Hale-Bopp. In an idealized picture, this material would build up over τ_{PR} , would last until the entire comet evaporated in a time, τ_{evap} , and then decline in τ_{PR} . During τ_{evap} the average amount of material would be equivalent to $dM(t)/dt \times \tau_{PR} \sim 1.6 \times 10^6$ Hale-Bopps which agrees reasonably well with the amount of emitting material estimated in §4.4.3.

We can estimate the evaporation time by noting that the mass loss rate is proportional to the surface area of the comet: $dM(t)/dt = 4\pi\Phi R(t)^2$ where Φ is the flux of material emitted in $\text{g cm}^{-2} \text{ s}^{-1}$ and $R(t)$ is the radius as a function of time. Then, with $R(t) = (3M(t)/4\pi\rho)^{1/3}$ and $M(0) = 4/3\pi\rho R(0)^3$, we get

$$M(t) = \frac{4\pi(R(0)\rho - \Phi t)^3}{3\rho^2} \quad (5)$$

and $\tau_{evap} = R(0)\rho/\Phi$. At perihelion, Hale-Bopp gave up some 200 metric tons sec^{-1} in gas and small grains (Lisse et al. 1997) and possibly as much as 2,000 metric tons sec^{-1} in larger grains detected at submillimeter wavelengths (Jewitt & Henry 1999). For Hale-Bopp with an assumed 25 km radius and a mass loss rate of 200 tons sec^{-1} for small grains, $\Phi = 76 \text{ g cm}^{-2} \text{ s}^{-1}$. An escape velocity from a Sedna-like object is about 0.5 km s^{-1} , half that of Pluto’s, and comparable to the thermal velocity of H_2O at 300 K. Small grains entrained with the gas could escape the nucleus while larger grains would probably fall back under the self-gravity of the object. Therefore, we adopt the lower, small-grain mass loss estimate for this putative super-comet. It is worth noting that this grain segregation mechanism would account naturally for the lack of large grains with their associated long wavelength emission.

A 1,000 km sized comet trapped in a low eccentricity orbit (making Φ roughly constant) would have an evaporation lifetime of $\tau_{evap} = 2 \text{ Myr}$ and could provide material over a long

enough time to have a reasonable chance of being observed by Spitzer. Effects of self-gravity and ice-rock differentiation would reduce the flux of evolved material, but would extend the duration of the outburst. This scenario would be less attractive if the super-comet were on a highly eccentric orbit, spending much of its time away from the star. The requirement for the super-comet to travel in a low eccentricity orbit close to the star suggests the presence of a planet located close to the star to effect its capture.

Finally, we note that the rupture of a single Sedna-like object in the inner HD69830 system could release a swarm of $10^5 - 10^6$ smaller, 10-25 km bodies which in turn could produce a large number of small grains as envisioned in the preceding section. Since the small grains would last only τ_{PR} , a significant fraction of the swarm would have to survive for a few million years to replenish the small grains and thus to make the outburst last long enough for us to have a chance of seeing it.

In either case, the Sedna-like object could have been dislodged from a stable, more distant orbit by a planet in the HD69830 system or by the effects of a passing star. The Sedna-like object might even have been captured from the passing star itself (Kenyon & Bromley 2004b), although the space motion of HD69830 (Eggen 1998) indicates no nearby approaches to any known star within the past 20 Myr (Makarov, private communication).

4.4.5. *An Observational Test for the Origin of the HD69830 Excess*

There is a powerful observational test that could decide between the two models. The cometary scenario would bring a great deal of volatile material into the inner HD69830 system. In Hale-Bopp, species such as CO, H₂O, HCN, and oxygen were detected at wavelengths from the millimeter to the ultraviolet. Sensitive spectroscopy of HD69830 might reveal evidence for volatiles seen either in emission or in absorption against the star, similar to what has been detected toward β Pictoris in the visible (Lagrange-Henri et al. 1992; Petterson & Tobin 1999) and in the UV (Vidal-Madjar et al. 1994; Roberge et al. 2000), and toward HD100546 (Vieira et al. 1999; Bouwman et al. 2004). While examination of the IUE archive spectrum of HD69830 (Hufnagel & Smith 1994) shows no features attributable to gas in a shell around the star as is seen in β Pictoris, e.g. excess Mg II absorption at 279.5 and 280 nm, more careful searches for volatile material are clearly warranted. Detection of such volatiles would strongly support the cometary hypothesis and represent a milestone in our understanding of how organic molecules are transported from the cold outer solar system into the region of the terrestrial planets.

5. The Detectability of Planets in the HD69830 System

Finally, we note that the intense diffuse emission toward this star makes it unlikely that future astronomical telescopes will ever detect directly the light from terrestrial planets in the HD69830 system. For telescopes like the Terrestrial Planet Finder (Beichman 2003), the photon noise at either visible or mid-IR wavelengths associated with a target’s exo-zodiacal cloud begins to dominate other noise sources at levels exceeding 10 times the brightness of our own zodiacal cloud. Unfortunately, the HD69830 cloud, being more than 1,000 times brighter than our cloud, will hide planets like our own from view.

From the standpoint of TPF it is useful to note that the limiting IRS sensitivity described herein will allow us to detect or set limits to small grains located in the “habitable zones” at least a factor of 10 fainter than that around HD69830. A focused program of IRS observations should reach ~ 100 times the level of our zodiacal cloud and thus provide a good initial filter for TPF target selection.

6. Conclusion

We have identified an excess of emission between 8 and 35 μm toward the nearby K0 V star HD69830. The IRS spectrum of the excess reveals prominent features due to crystalline silicates such as forsterite, which must be present in small, sub-micron dust grains for the features to be so prominent. The lack of longer wavelength emission and the ratios of various spectral features suggest that most of this material has a temperature in excess of 400 K and must be located within 1 AU of the star. An excess of this type (strong at 25 μm , but weak at 70 μm) is unique among the sample of 84 main sequence stars examined by Beichman et al. (2005) and in other IRAS/ISO samples, implying a short lived event or a low duty cycle process.

Estimates of the mass in an enhanced asteroid belt needed to replenish the small dust grains seen by Spitzer are quite uncertain: a) 64 times the amount in our solar system based on an extrapolation of the emitting surface area of small grains up to 10 km bodies; or b) 18 times the amount in our solar system based on dust production in asteroid-asteroid collisions. If the mass loss rate inferred from the present day excess were constant over 2 Gyr, the system would have lost at least 300-700 times the amount of asteroidal material in our solar system. It is more likely that the excess is sporadic and the total amount of lost “asteroidal” material is smaller than this value.

Alternatively, small grains could arise from a single, Sedna-sized “super-comet” recently captured in the inner HD69830 system and “evaporating” over a few million years or breaking

apart into smaller objects. This super-comet would have to be trapped in a low eccentricity orbit around 1 AU from the star. Spectroscopic follow-up to search for volatiles associated with comets would help distinguish between these two hypotheses.

7. Acknowledgments

We would like to thank Geoff Marcy, Debra Fischer, and John Stauffer for valuable discussions on the properties of HD69830. Sergio Fajardo-Acosta provided programs we used for accessing the Kurucz models. We acknowledge useful discussions with Doug Lin on the relative merits of asteroid and Kuiper Belts as a source of the excess, Valeri Markarov on the recent trajectory of HD69830, and Bill Reach on the physical properties of comet trails.

This research made use of the IRAS, 2MASS, and Hipparcos Catalogs, as well as the SIMBAD database and the VizieR tool operated by CDS, Strasbourg, France.

The *Spitzer Space Telescope* is operated by the Jet Propulsion Laboratory, California Institute of Technology, under NASA contract 1407. Development of MIPS was funded by NASA through the Jet Propulsion Laboratory, subcontract 960785. Some of the research described in this publication was carried out at the Jet Propulsion Laboratory, California Institute of Technology, under a contract with the National Aeronautics and Space Administration.

Finally, we remember with great sadness the efforts of NRC postdoctoral fellow Elizabeth Holmes who worked intensively on this project before her untimely death in March 2004.

REFERENCES

- Allen's Astrophysical Quantities*, ed. Arthur N. Cox, 2000, (Springer-Verlag: New York)
- Aumann, H. H., Beichman, C. A., Gillett, F. C., et al. 1984, ApJ, 278, L23.
- Aumann, H. H. & Good, J. C. 1990, ApJ, 350, 408.
- Backman, D.E. 1998, *Exozodiacal Dust Workshop*, eds. Backman, D.E., Caroff, L.J., Sandford, S.A., & Wooden, D.H., (NASA/Ames), CP-1998-10155, 107.
- Backman, D. E. & Paresce, F. 1993, in *Protostars & Planets III*, 1253.
- Beichman, C. et al. 1985, PASP, 97, 616.

- Beichman, C. 2003, in ASP Conf. Ser. 291: *Hubble's Science Legacy: Future Optical/Ultraviolet Astronomy from Space*, 101.
- Beichman, C. et al. 2005, ApJ, in press.
- Bidstrup, P.R., Michelsen, R., Andersen, A.C. and Haack, H. 2004, A&A, in press.
- Bouwman, J., deKoter, A., Dominik, C., Waters, L.B.F.M. 2004, A&A, 501, 577.
- Bowey, J. E., Lee, P.C., Tucker, C. Hofmeister, A. M., Ade, P. A. R. & Barlow, M. J. 2001, MNRAS, 325, 886.
- Bradley, J. 2003, in *Astromineralogy*, ed. by T. K. Henning, *Lecture Notes in Physics*, 609, 217.
- Brown, M.E., Trujillo, C.A., Rabinowitz, D., Stansberry, J., Bertoldi, F., Koresko, C. D. 2003, AAS/DPS meeting, #36, #03.01
- Bryden, G. et al 2005 in preparation.
- Burns, J., Lamo, P. L., Soter, S. 1979, Icarus, 40, 1.
- Castelli, F. and Kurucz, R.L. 2003, IAU Symposium 210, *Modelling of Stellar Atmospheres*, (eds. N.E. Piskunov, W.W. Weiss. & D.F. Gray).
- Cayrel de Strobel, G., Soubiran, C., & Ralite, N. 2001, A&A, 373, 159.
- Crovisier, J. et al. 1996, A&A, 315, L385.
- Crovisier, J. et al. 1997, *Science*, 275, 1904.
- Decin, L., Vandenbussche, B., Waelkens, C., et al. 2003, A&A, 400, 679.
- Dent, W. R. F., Walker, H. J., Holland, W. S., & Greaves, J. S. 2000, MNRAS, 314, 702.
- Dermott, S.F., Durda, D.D., Grogan, K., Kehoe, T.J.J. 2002, in *Asteroids III*, W. F. Bottke Jr., A. Cellino, P. Paolicchi, & R. P. Binzel (eds), University of Arizona Press, Tucson, 423.
- Dermott, S. F., Kehoe, T. J. J., Durda, D. D., Grogan, K., & Nesvorný, D. 2002, in *ESA SP-500: Asteroids, Comets, & Meteors*, ACM 2002, 319.
- Dijkstra, C., Waters, L. B. F. M., Kemper, F., Min, M. Matsuura, M., Zijlstra, A., de Koter, A., & Dominik, C. 2003, A&A, 399, 1037.

- Dohnanyi, J.S., 1969 *J. Geophys. Res.*, 74, 2431.
- Dominik, C. and Decin, G. 2004, *ApJ*, 598, 626.
- Draine, B.T. & Lee, H.M. 1984, *ApJ*, 285, 89.
- Eggen, O. 1998, *AJ*, 115, 2397.
- Fajardo-Acosta, S., Telesco, C.M. & Knacke, R.F. 1993, *ApJ*, 417, 33.
- Fajardo-Acosta, S., Beichman, C., Cutri, R. 2000, *ApJ*, 538, L155.
- Fixsen, D. J. & Dwek, E. 2002, *ApJ*, 578, 1009.
- Gehrz, R. D. & Ney, E. P. 1992, *Icarus*, 100, 162.
- Gillett, F. C. 1986, in *ASSL Vol. 124: Light on Dark Matter*, 61.
- Gordon, K. D. et al. 2004, in preparation.
- Grady, C. A., Sitko, M. L., Bjorkman, Karen S., Perez, Mario R., Lynch, D. K., Russell, R. W., Hanner, M. S., 1997, *ApJ*, 483, 449.
- Grün et al. 2001, *A&A*, 377, 1098.
- Greaves, J. S., Holland, W. S., Moriarty-Schieven, G., et al. 1998, *ApJ*, 506, L133.
- Greaves, J. , Wyatt, M., Holland W. & Dent, W. 2004, *MNRAS*, 351, 54.
- Habing, H. J., Dominik, C., Jourdain de Muizon, M., et al. 2001, *A&A*, 365, 545.
- Hayward, T.L., Hanner, M.S., Sekanina, Z. 2000, *ApJ*, 538, 428.
- Heap, S. R., Lindler, D. J., Lanz, T. M., et al. 2000, *ApJ*, 539, 435.
- Henning, T. 1998, *Chemical Society Reviews*, 27, 315.
- Hipparcos Catalog, ESA, 1997, *VizieR Online Data Catalog*, # 1239.
- Holland, W. S., Greaves, J. S., Zuckerman, B., et al. 1998, *Nature*, 392, 788.
- Houck, J. R. et al. 2004, *ApJS*, 154, 18.
- Hufnagel, B. & Smith, G. H. 1994, *PASP*, 106, 1068.
- Jäger, C., Molster, F. J., Dorschner, J., Henning, Th., Mutschke, H., Waters, L. B. F. M, 1998, *A&A*, 339, 904.

- Jäger et al. 2003, *A&A*, 408, 193.
- Jewitt, D. & Matthews, H. 1999, *AJ*, 117, 1056.
- Jura, M., et al. 2004, *ApJS*, 154, 453.
- Kelsall, T. et al. 1998, *ApJ*, 508, 44.
- Kenyon, S.J. & Bromley, B. C. 2004, *ApJ*, 602, L133.
- Kenyon, S.J. & Bromley, B. C. 2004, *Nature*, 432, 598.
- Krasinsky, G.A., Pitjeva, E.V., Vasilyev, M.V., Yagudina, E.I. *Icarus*, 158, 98.
- Koike, C., Shibai, H., Tuchiya, A. 1993. *MNRAS*, 264, 654, 1993.
- Kuchner, M. J. & Holman, M. J. 2003, *ApJ*, 588, 1110.
- Kurucz, R. L. 1992, in *IAU Symp. 149: The Stellar Populations of Galaxies*, 225.
- Lagrange-Henri A.M., Gosset E., Beust H., Ferlet R., Vidal-Madjar A. 1992, *A&A*, 264, 637.
- Laureijs, R. J., Jourdain de Muizon, M., Leech, K., et al. 2002, *A&A*, 387, 285.
- Levison, H.F., Dones, L., Chapman, C.R., Starn, A., Duncan, M.J., Zahnle, K. 2001, *Icarus*, 151, 286.
- Li, A. & Greenberg, J.M. 1998, *ApJ*, 498, L83.
- Lisse, C. M. et al. 1997, *Earth, Moon, & Planets*, 78, 251.
- Malfait, K., Waelkens, C., Waters, L.B.F.M., Vandenbussche, B., Huygen, E. & de Graauw, M.S. 1998, *A&A*, 332, L25.
- Mannings, V. & Barlow, M. J. 1998, *ApJ*, 497, 330.
- Meeus, G. Waters, L. B. F. M., Bouwman, J. van den Ancker, M. E., Waelkens, C. & Malfait, K. 2001, *A&A*, 365, 476.
- Menou, K. & Tabachnik, S. 2003, *ApJ*, 583, 473.
- Mukai, T. & Koike, C. 1990, *Icarus*, 87, 180
- Moshir, M. et al. 1990, *IRAS Faint Source Catalogue*, version 2.0.
- Petterson, O.K.L. & Tobin W. 1999, *MNRAS*, 304, 733.

- Reach, W. T., Morris, P., Boulanger, F, & Okumura, K. 2003, *Icarus*, 164, 384.
- Rieke, G. H. et al. 2004, *ApJ*, in press.
- Roberge, A., Feldman, P. D., Lagrange, A. M., Vidal-Madjar, A., Ferlet, R., Jolly, A., Lemaire, J. L., Rostas, F. 2000, *ApJ*, 538, 904.
- Sheret, I., Dent, W.R.F., & Wyatt, M.C. 2004, *MNRAS*, 348, 1282.
- Skiff B. A., 2003, *General Catalogue of Stellar Spectral Classifications*, Lowell Observatory
- Smith, B. A. & Terrile, R.J. 1984, *Science*, 226, 1421.
- Song, I., Caillault, J.-P., Barrado y Navascués, D., Stauffer, J. R., & Randich, S. 2000, *ApJ*, 533, L41.
- Stapelfeldt, K.R. et al. 2004, *ApJS*, 154, 458.
- Stern, A. S. 1996, *A&A*, 310, 999.
- Telesco, C.M. & Knacke, R. F. 1991, *ApJ*, 372, L29.
- Vidal-Madjar, A. et al. 1994, *A&A*, 290, 245.
- Williams D. M. et al. 1997, *ApJ*, 489, L91.
- Vieira, S. L. A., Pogodin, M. A., Franco, G. A. P. 1999, *A&A*, 345, 559.
- Weaver, H.A. & Lamy, P.L. 1997, *Earth, Moon, and Planets*, 79, 17.
- Weingartner, J.C. & Draine, B.T. 2001, *ApJ*, 548, 296.
- Wooden, D.H., Harker, D.E. & Woodward, C.E. Butner, H.M., Chiyoe Koike, Witteborn, F.C, & McMurtry, C. W. 1999, *ApJ*, 517, 1034.
- Wooden, D.H., Butner, H.M., Harker, D.E. & Woodward, C.E. 2000, *Icarus*, 143, 126.
- Wright, J. T., Marcy, G. W., Butler, R. Paul, Vogt, S. S. 2004, *ApJ*, 152, 261.
- Wyatt, M. C., Dermott, S. F., Telesco, C. M., et al. 1999, *ApJ*, 527, 918.
- Yoneda, S. Simon, S.B., Sylvester, P.J., Hsu, A. Grossman, L. 1993, *Meteoritics*, 28, 465.

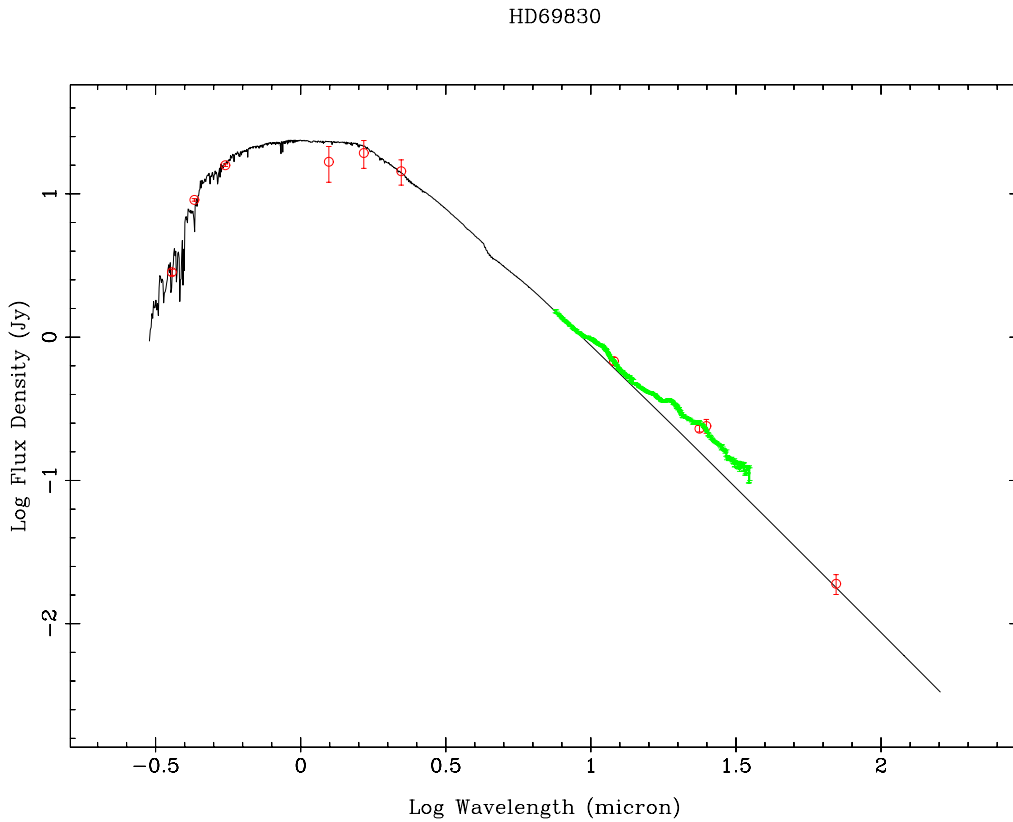


Fig. 1.— The Spectral Energy Distribution of HD69830 shows a Kurucz photospheric model (black) fitted to short wavelength data from Hipparcos and 2MASS (red). The 2MASS data (J, H, K_s) are quite uncertain due to the brightness of the star. Corrected spectra from the three IRS modules (green) are shown along with MIPS and IRAS photometry (red).

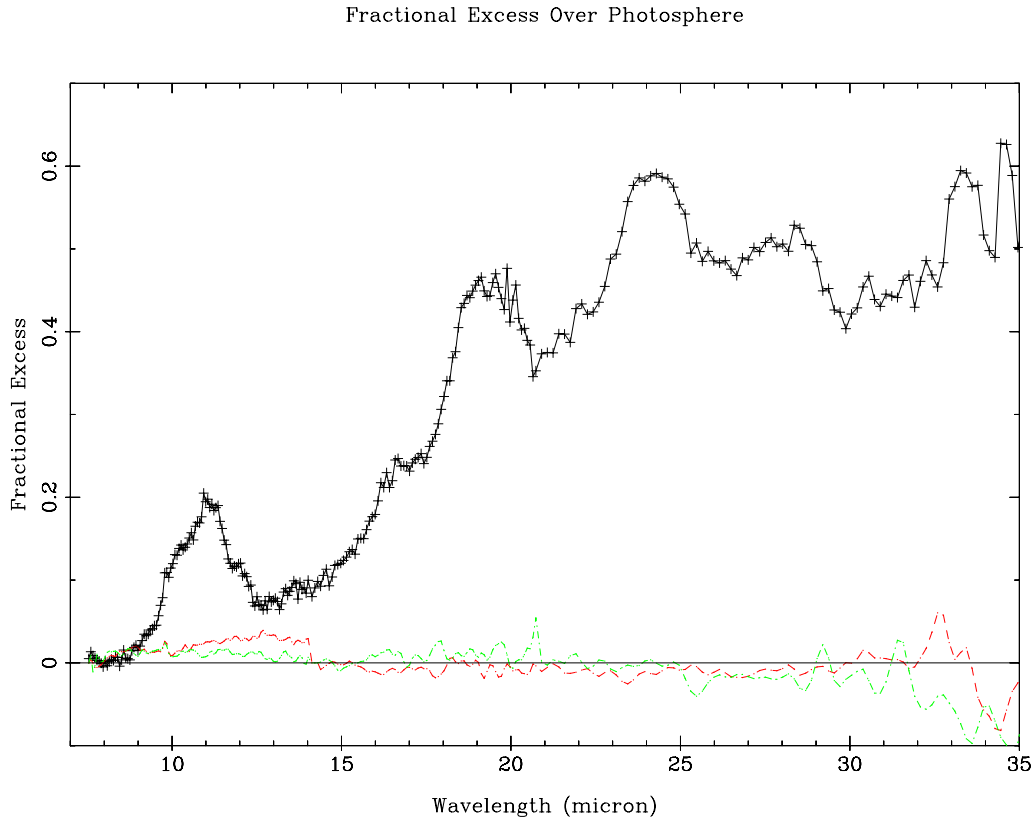


Fig. 2.— After correction with the "super-flat" small deviations from a smooth photosphere are readily detectable in these IRS spectra. Shown are the fractional excesses, $(F_{\nu,Obs} - F_{\nu,Kurucz})/F_{\nu,Kurucz}$ for 2 stars with no evidence for excess at any wavelength, HD173667 (red) and HD142373 (green) and for HD69830 (black) which shows prominent excesses from 8 to 35 μm .

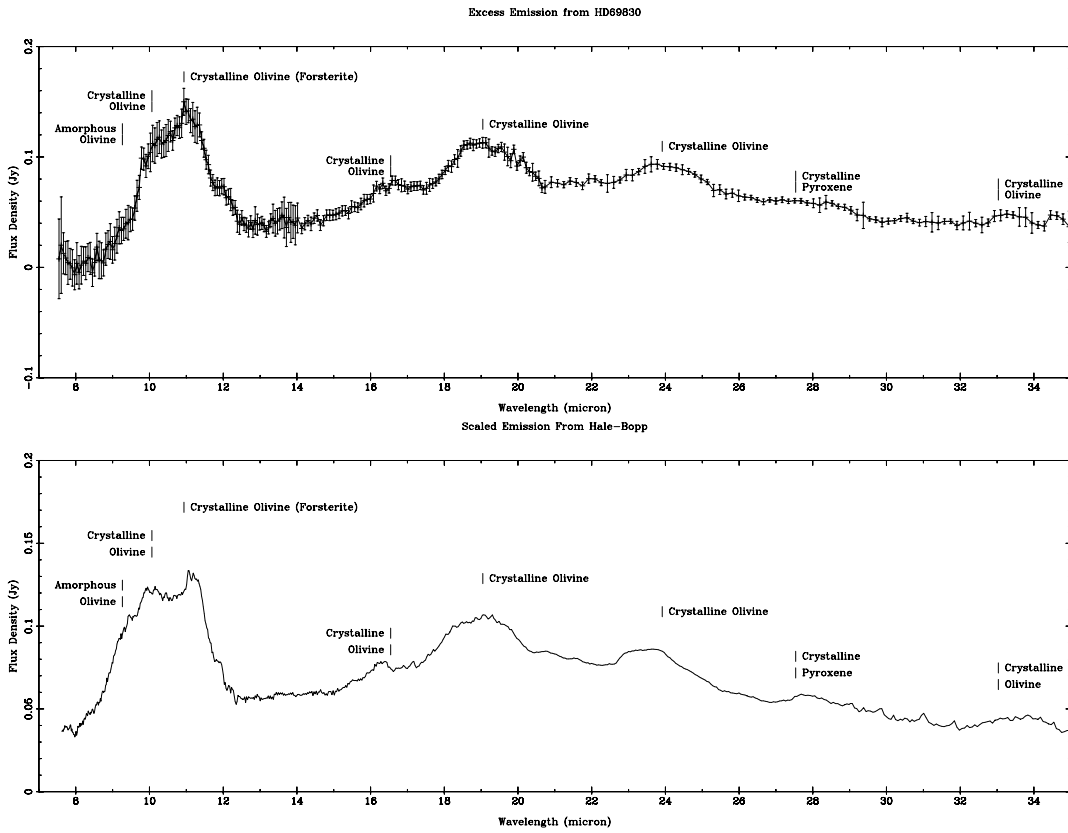


Fig. 3.— Top) The spectrum of the excess of HD69830; bottom) for comparison, the spectrum of the comet Hale-Bopp (Crovisier et al. 1996) normalized to 400K as described in the text. Identifications of some of the mineralogical features (Table 2) are indicated.

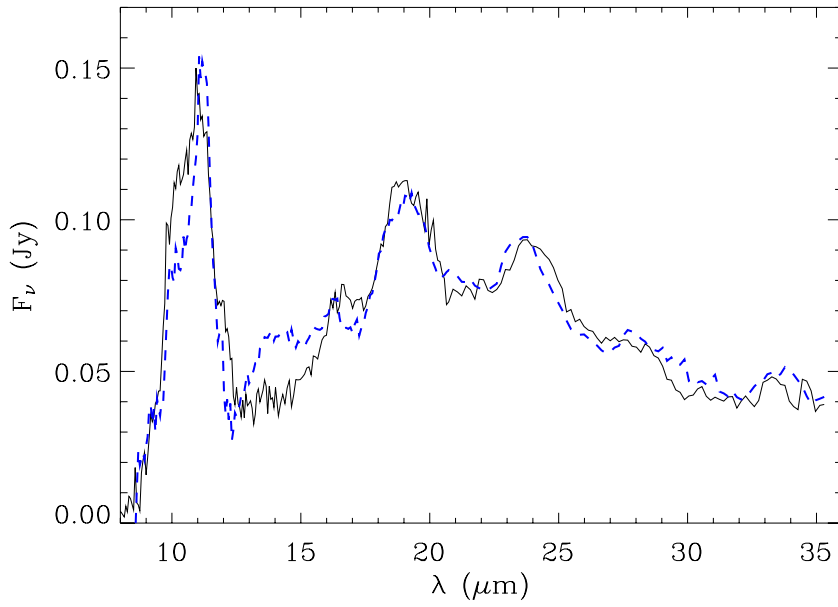


Fig. 4.— As described in the text, a simple model using crystalline silicate grains in a disk extending to ~ 1 AU (dashed blue line) is fitted to the IRS spectrum of the excess (solid line).

Table 1: Infrared Photometry of HD69830

	$\lambda(\mu\text{m})$	$F_\nu(\text{Jy})$	Photosphere(Jy) ¹	Significance ² , χ
IRAS	12.0	0.68 ± 0.041	0.61	1.7
MIPS	23.7	0.23 ± 0.012	0.16	6.1
IRAS	25.0	0.24 ± 0.026	0.14	3.8
MIPS	70.0	0.019 ± 0.003	0.018	0.4

Note. — ¹From Kurucz model fitted to short wavelength data

Note. — ² $\chi = (\text{Observed} - \text{Kurucz}) / \sqrt{\text{noise}^2 + (\text{model uncertainty})^2}$.

Table 2: Features in Excess Compared with Identifications in Comet Hale-Bopp^{1,2}

$\lambda(\mu\text{m})$	Comment	Identification
11 (9.4-12.0)	Very strong emission	Crystalline Forsterite
10.2	Shoulder within 11 um feature	Crystalline olivine
11.0-11.3	Peak within 11 um feature	Crystalline olivine
16.7 (16.2-17.5)	Broad feature on shoulder of 19 μm feature	Crystalline olivine
19.3 (17.7- 20.7)	Very broad emission feature	Crystalline olivine
23.8 (22.7-24.7)	Prominent, broad feature	Crystalline olivine
27.8	Weak feature or plateau	Crystalline pyroxene (Enstatite)
33 -35	Weak feature	Crystalline olivine, low SNR

Note. — ^{1,2} Crovisier et al. 1996, 1997; Wooden et al. 2000; Henning 1998.

Table 3: Properties of Best Fit Model

	Model
<i>Best Fit Model Parameters</i>	
Density power law index, α (constrained)	-0.4
r_{max} (AU)	1.0
Surface area of Hale-Bopp like grains ² (cm ²)	2.7×10^{23}
Reduced χ^2 (250 d.o.f)	3.8
<i>Derived Parameters</i>	
Predicted 70 μm flux density (mJy)	0.75
Dust Mass in 0.25 μm grains (M_{\oplus})	1.0×10^{-9}

Note. — ¹Assumes optical constants derived from scaled Hale-Bopp spectrum with amorphous silicates subtracted to remove the 9.3 μm feature seen in Hale Bopp, but not in HD 69830; ²Assumes scaled Hale-Bopp normalized at 11.3 μm ;

Table 4: Comparison of Solar System and HD69830

Parameter	Solar System	HD69830
<i>System Parameters (see text)</i>		
Orbital Distance (AU)	3	1
Stellar Mass (M_{\odot})	1	0.8
Stellar Luminosity (L_{\odot})	1	0.45
Grain Size (μm)	10-30	0.25
Fractional Dust Surface Density (<3 AU)	10^{-7}	1.3×10^{-4}
(enhanced after collision, see text)	6×10^{-7}	
Fractional Dust Surface Density ¹ (>30 AU)	10^{-6} - 10^{-7} (estimate)	$< 6 \times 10^{-6}$
<i>Timescales for Dust Destruction (1 AU)</i>		
τ_{coll} (yr)	6×10^6	1.9×10^3
τ_{PR} (yr)	$2\text{-}6 \times 10^5$	1.1×10^3
<i>Asteroid Belt Mass ($a_{max} = 10 \text{ km}$; M_{\oplus})</i>		
Our Solar System ²	0.014×10^{-3}	
From emitting surface area ³		0.9×10^{-3}
From mass production rate ⁴		0.3×10^{-3}
From integrating mass loss rate over 2 Gyr		$5 - 10 \times 10^{-3}$

Note. — ¹Stern (1996) for outer solar system and from 70 μm limit for HD69830; ²From Bidstrup et al. (2004) and Krasinsky et al. (2002); ³From scaling the emitting surface area to total mass (§4.2); ⁴Based on asteroid collisions for PR-drag dominated dust, $n_{gr} \propto N_c^2$ (§4.4.2).